


Lawrence Park Industrial Park 500-E Abbott Drive

Broomall, PA 19008

For Lease

975 SF +/-



Office Space

Reduced!
\$11.25 SF

Features:

- Near I-76, I-476, and I-95
- Public transportation directly into park
- Abundant shopping and restaurants nearby
- Excellent work force
- Will fit-out office space to Tenant's needs

NAI Geis Realty Group, Inc.

Commercial Real Estate Services, Worldwide.

contact information

Ross Weisman

rweisman@geisrealty.com

tel 610 989 0300

fax 610 989 0234

www.geisrealty.com


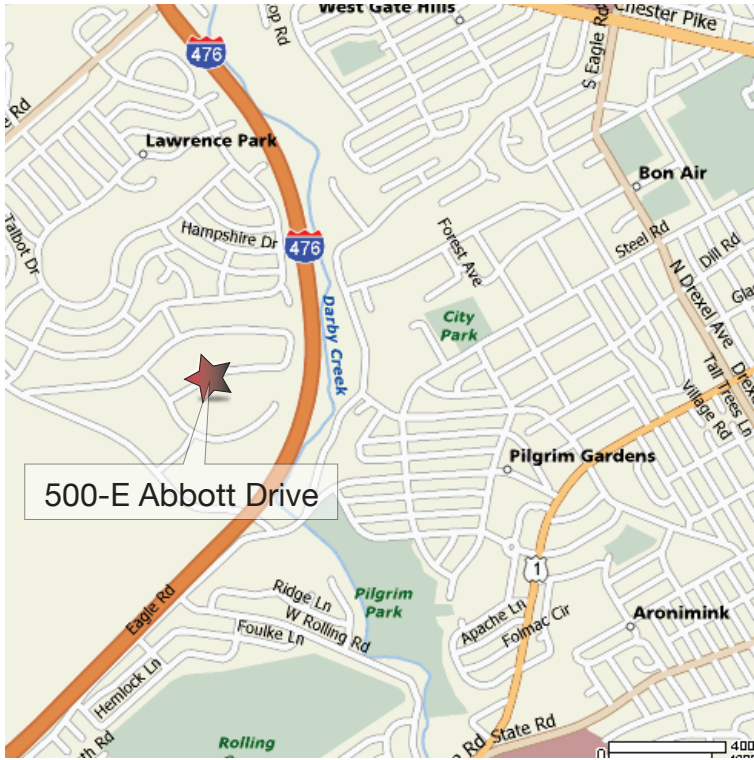
The information contained herein has been given to us by the owner of the property or other sources we deem reliable. We have no reason to doubt its accuracy, but we do not guarantee it. All information should be verified prior to purchase or lease.

Lawrence Park Industrial Park 500-E Abbott Drive

Broomall, PA 19008

For Lease

975 SF +/-



NAI Geis Realty Group, Inc.

Commercial Real Estate Services, Worldwide.

contact information

Ross Weisman

rweisman@geisrealty.com

tel 610 989 0300

fax 610 989 0234

www.geisrealty.com

The information contained herein has been given to us by the owner of the property or other sources we deem reliable. We have no reason to doubt its accuracy, but we do not guarantee it. All information should be verified prior to purchase or lease.